

Operating Manual



1 Caution

※ Safety and Hazard Instructions

⚠ Safety

Pls use this item after installing the duplex safety device in which is applied at dangerous factors such as serious human injury or damages of property & important machine because this item is not designed as safety device

⚠ Safety Instruction and Hazard Warnings

- Please read the operating manual carefully before putting the device into operation.
- We will not assume any responsibility for damage to assets or persons caused by improper handling or failure to observe the safety instructions or hazard warnings.
- For safety and licensing reasons, unauthorized conversion and/or modification of the device is not permitted.
- Do not exceed the maximum permissible current – in case of higher loads, use a contactor of adequate power. Make sure that the supplied voltage matches the values specified for the instrument.
- The device must be adequately protected from water and dust as per the application and must be accessible via the use of appropriate tools.
- The device must not be exposed to extreme temperature, sunlight, strong vibrations or high levels of humidity.
- Operation or installation is not permitted under unfavorable ambient conditions such as wetness or excessive induction loads or solenoid and dust, combustible gases, vapors or solvents, especially high-frequency noise.
- Avoid operation or installation close to high-frequency fields such as welding devices, sewing machines, wireless transmitter, radio systems, SCR controller, etc.
- Do not install the sensor cable nearby signal cable, power cable, load cable.
- Please use the shield cable when the sensor cable's lengthened, however do not make it too much longer.
- Please use the sensor cable without any cutting or flaw, blemish.
- The device is not a toy and should be kept away from children.
- Installation work must only be carried out by suitably qualified personnel who are familiar with the hazards involved and with the relevant regulations.
- You shouldn't tinker with anything or the product may not be opened or disassembled unless you know what you're doing.
- Please ask us about this questioning.

⚠ Danger

- Attention! Never work on electrical connections when the machine is switched on.

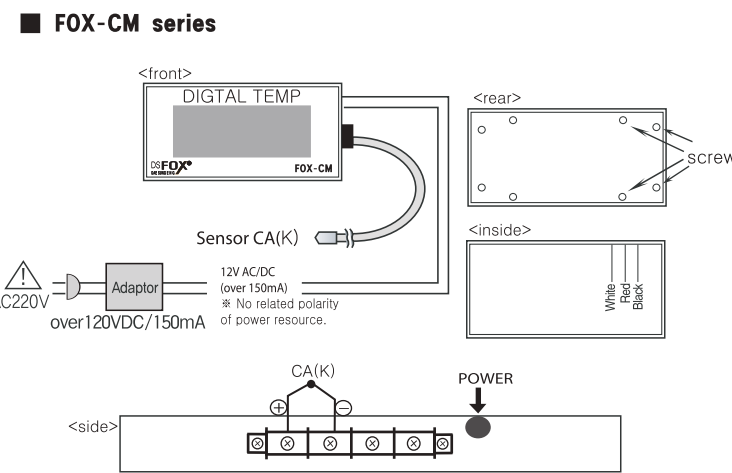
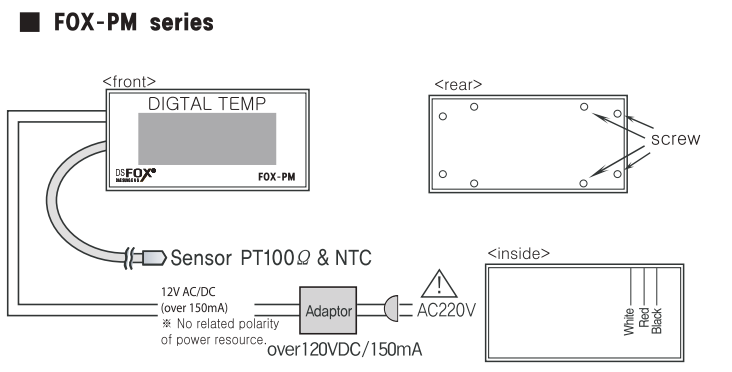
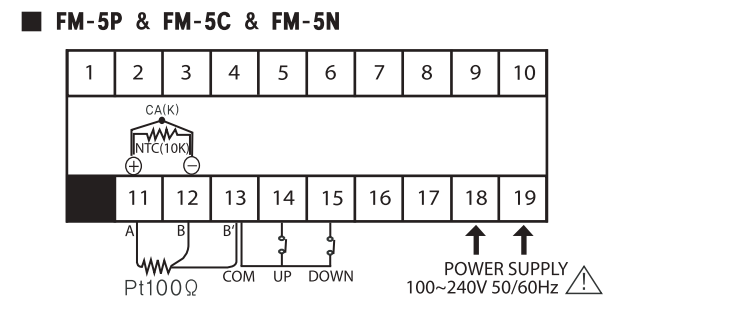
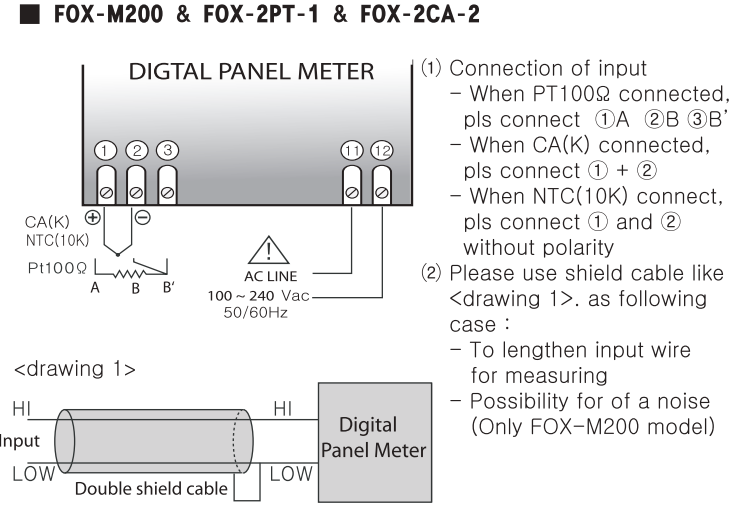
2 Digital Panel Meter

Model	FOX-M200	FOX-2PT-1	FOX-2CA-2
Sensor	NTC(10K)	PT100Ω	CA(K)
Temp.range	-55.0 ~ 99.9℃	-199.9 ~ 400℃	-50 ~ 1200℃
Power Supply	230VAC 50/60Hz		
Power consumption	Maximum : 1.5VA		
Ambient Temp/Humi	0 ~ 55℃ 35 ~ 80%RH		
Storage Temp.	-10 ~ 70℃		
Correction of Temp.	- If you take off the front cover and use of up/down key, you can use the correction function for temperature. (left key = up, right key = down) - Return at corrected temperature automatically after 5 seconds.		
Display height	12.4mm		
Size	72mm X 36mm		

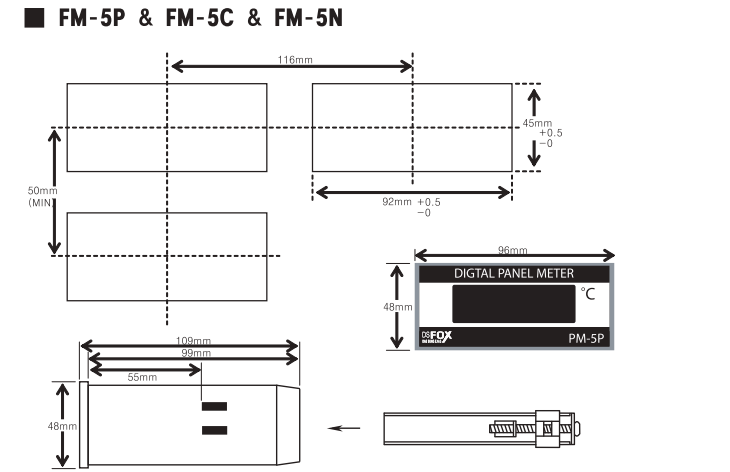
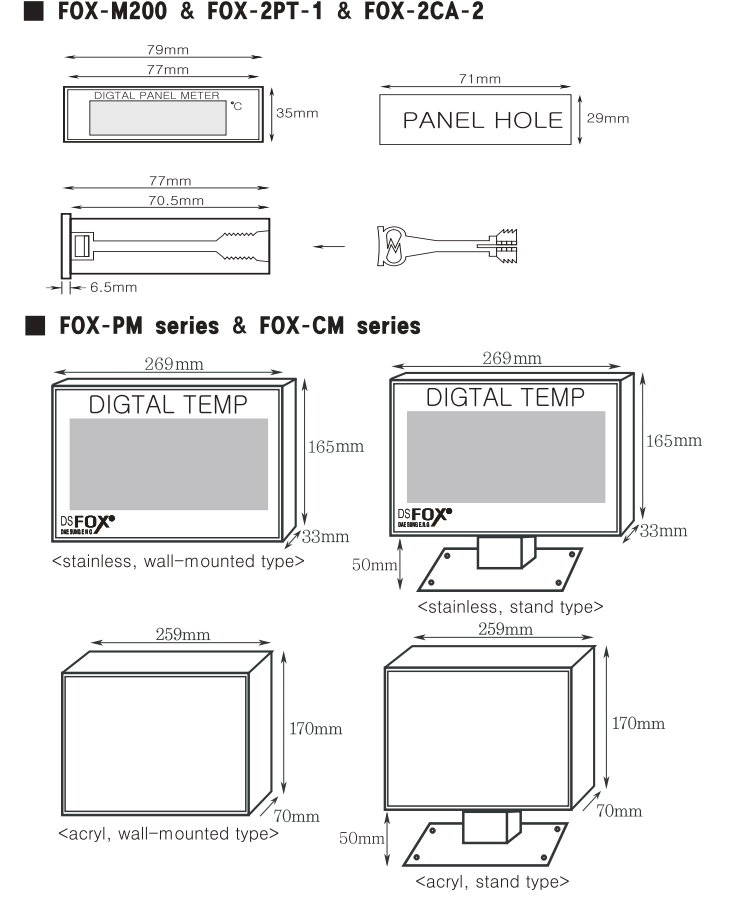
Model	FOX-PM5000(T) FOX-PM5101(T) FOX-PM5102(T)	FOX-PM6000(T) FOX-PM6101(T) FOX-PM6102(T)	FOX-CM5000 FOX-CM5000T
Sensor	PT100Ω	NTC(10K)	CA(K)
Temp.range	-50 ~ 400℃	-55 ~ 99.9℃	0 ~ 1200℃
Waterproof	Waterproof		Non-waterproof
Power Supply	Please use the power supply only 12V AC/DC (electric current = over 150mA) If you use a special power supply, please use the adaptor. (When deliver = 12V DC) - Specification for Adaptor : 12V AC/DC output minimum electric current = 150mA - If the adaptor is not used, it may cause a fire or out of order. - When sensor wire lengthened(PM series) ⇒ Pls use the 3P cable. - When sensor wire lengthened(PM series) ⇒ Pls use the thermo couple cable. ※If you use it over 85℃, you have to use a special sensor.		
Ambient Temp/Humi	0 ~ 70℃ 35 ~ 100%RH		
Storage Temp.	-10 ~ 70℃		
Display height	56.8mm		
Correction of Temp.	After taking off the back panel, on the basis of white wire, Short-circuit white and red : rise by 1℃ white and black : reduce by 1℃ (However, PM 6000 series is rise/reduce by 0.5℃.)		
Maximum correction	±30℃	±10℃	±50℃
Material and Type	stainless	Wall-mounted	PM5000,PM6000,CM5000
		Stand type	PM5000T,PM6000T,CM5000T
	acryl, wall-mounted	one side	PM5101,PM6101
		both side	PM5102,PM6102
	acryl, stand type	one side	PM5101T,PM6101T
		both side	PM5102T,PM6102T

Model	FM-5N	FM-5P	FM-5C
Sensor	NTC(10K)	PT100Ω	CA(K)
Temp.range	-55.0 ~ 99.9℃	-199.9 ~ 400℃	-50 ~ 1200℃
Power Supply	100 ~ 240 VAC 50/60Hz		
Ambient Temp/Humi	0 ~ 55℃ 35 ~ 80%RH		
Storage Temp.	-10 ~ 70℃		
Correction of Temp.	Rear terminal – UP Key : 13,14 – Down Key : 13,15		
Display height	20.3mm		
Size	96mm x 48mm		

3 Connection



4 Dimension



5 Error message

- **Erl** : Memory error. Turn the power off and turn it on again. If the error message continued, please contact our A/S for safety.
  - **b-E** : Sensor error. The sensor is interrupted. Check the cable.
  - **5-E** : Sensor error. The sensor is short-circuited. Check the cable.
- ※ This device's specification can be changed without any notification to improve its quality
- H. Office : B-B107, Techno plaza 681-11 Junpo 1 dong, Busanjin-ku, Busan, Korea  
■ Lab : B-411, Techno plaza 681-11 Junpo 1 dong, Busanjin-ku, Busan, Korea  
■ Showroom : B-112, Techno plaza 681-11 Junpo 1 dong, Busanjin-ku, Busan, Korea  
■ Factory : B-409/410/411, Techno plaza 681-11 Junpo 1 dong, Busanjin-ku, Busan, Korea  
■ A/S TEL : +82-51-819-0426  
■ FAX : 82-51-819-4562  
■ Homepage : <http://www.foxeng.co.kr> ■ E-mail : [foxeng@foxeng.co.kr](mailto:foxeng@foxeng.co.kr)